

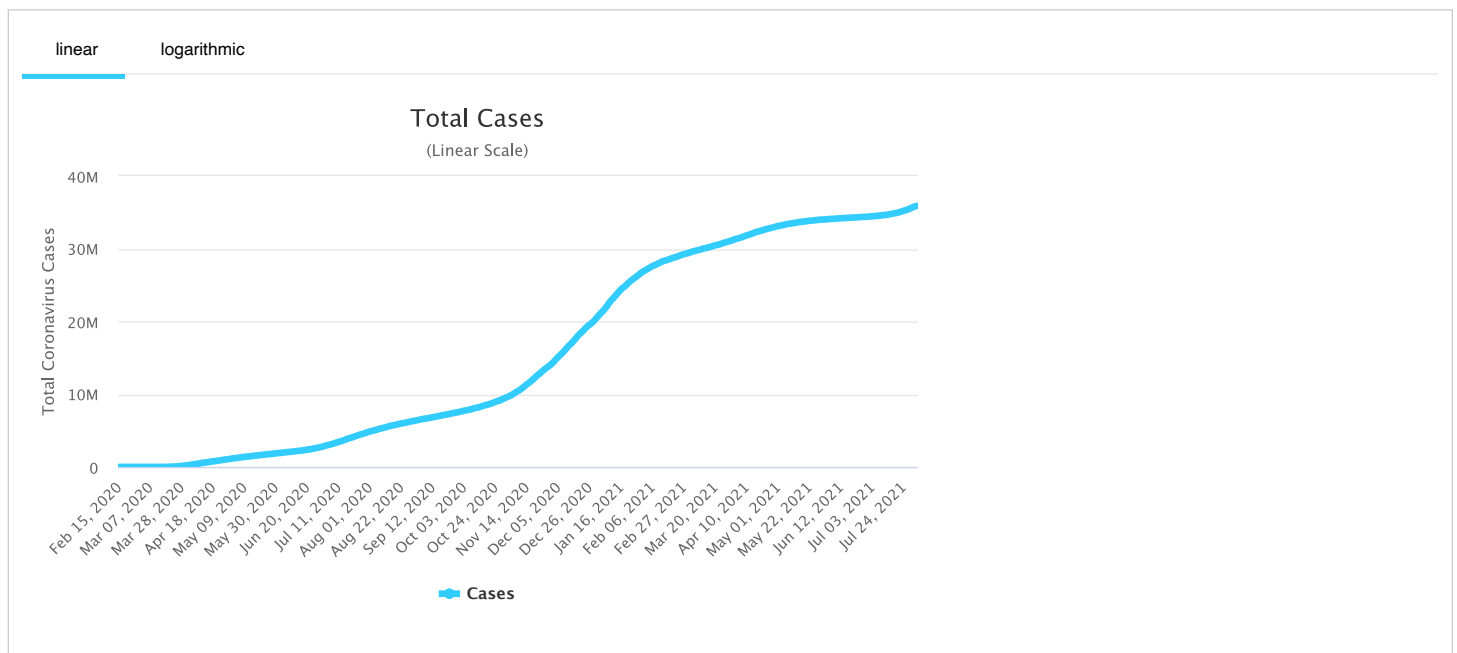
#	USA State ↕	Total Cases ↕	New Cases ↕	Total Deaths ↕	New Deaths ↕	Total Recovered ↕	Active Cases ↕	Tot Cases/ 1M pop ↕	Deaths/ 1M pop ↕	Total Tests
	USA Total	35,895,980		629,862		29,717,537	5,548,581	108,446	1,903	532,1
1	<u>California</u> (/coronavirus/usa/california/)	3,983,692		64,543		2,105,689	1,813,460	100,822	1,633	74,1
2	<u>Texas</u> (/coronavirus/usa/texas/)	3,151,039		53,524		2,958,075	139,440	108,672	1,846	33,9
3	<u>Florida</u> (/coronavirus/usa/florida/)	2,636,066		39,079		2,289,018	307,969	122,735	1,820	33,2
4	<u>New York</u> (/coronavirus/usa/new-york/)	2,218,884		54,259		2,077,953	86,672	114,061	2,789	61,4
5	<u>Illinois</u> (/coronavirus/usa/illinois/)	1,425,219		25,930		1,365,687	33,602	112,472	2,046	26,9
6	<u>Pennsylvania</u> (/coronavirus/usa/pennsylvania/)	1,232,272		27,957		1,190,693	13,622	96,256	2,184	15,0
7	<u>Georgia</u> (/coronavirus/usa/georgia/)	1,185,571		21,698		1,089,121	74,752	111,663	2,044	12,5

#	USA State	Total Cases	New Cases	Total Deaths	New Deaths	Total Recovered	Active Cases	Tot Cases/ 1M pop	Deaths/ 1M pop	Total Tests
8	Ohio (/coronavirus/usa/ohio/)	1,131,029		20,492		1,092,429	18,108	96,759	1,753	14,1
9	North Carolina (/coronavirus/usa/north-carolina/)	1,056,699		13,670		1,012,724	30,305	100,752	1,303	14,4
10	New Jersey (/coronavirus/usa/new-jersey/)	1,041,159		26,606		991,814	22,739	117,219	2,995	14,6
11	Michigan (/coronavirus/usa/michigan/)	1,011,106		21,188		872,163	117,755	101,244	2,122	15,2
12	Arizona (/coronavirus/usa/arizona/)	931,387		18,252		879,184	33,951	127,960	2,508	5,2
13	Tennessee (/coronavirus/usa/tennessee/)	900,418		12,758		864,529	23,131	131,849	1,868	8,4
14	Indiana (/coronavirus/usa/indiana/)	774,097		14,012		736,788	23,297	114,984	2,081	11,2
15	Massachusetts (/coronavirus/usa/massachusetts/)	721,885		18,084		702,453	1,348	104,735	2,624	24,7
16	Virginia (/coronavirus/usa/virginia/)	697,939		11,534		58,179	628,226	81,769	1,351	10,6
17	Wisconsin (/coronavirus/usa/wisconsin/)	689,284		8,295		N/A	N/A	118,384	1,425	3,6
18	Missouri (/coronavirus/usa/missouri/)	682,738		10,317		577,729	94,692	111,242	1,681	8,3
19	South Carolina (/coronavirus/usa/south-carolina/)	623,947		9,915		583,708	30,324	121,185	1,926	8,5
20	Minnesota (/coronavirus/usa/minnesota/)	613,325		7,767		601,499	4,059	108,753	1,377	10,6
21	Alabama (/coronavirus/usa/alabama/)	589,110		11,536		N/A	N/A	120,148	2,353	2,9
22	Colorado (/coronavirus/usa/colorado/)	577,285		7,213		509,648	60,424	100,245	1,253	3,2
23	Louisiana (/coronavirus/usa/louisiana/)	552,787		11,026		N/A	N/A	118,910	2,372	8,3
24	Oklahoma (/coronavirus/usa/oklahoma/)	486,232		7,485		464,464	14,283	122,880	1,892	4,2
25	Kentucky (/coronavirus/usa/kentucky/)	486,115		7,348		N/A	N/A	108,807	1,645	7,2
26	Washington (/coronavirus/usa/washington/)	477,723		6,172		231,097	240,454	62,735	811	8,8
27	Maryland (/coronavirus/usa/maryland/)	469,542		9,829		11,097	448,616	77,666	1,626	11,3

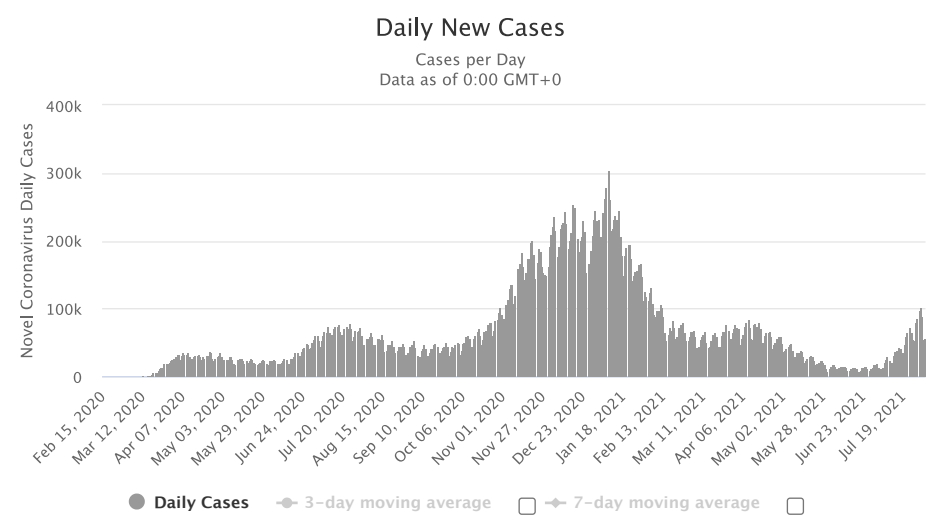
#	USA State	Total Cases	New Cases	Total Deaths	New Deaths	Total Recovered	Active Cases	Tot Cases/ 1M pop	Deaths/ 1M pop	Total Tests
28	Utah (/coronavirus/usa/utah/)	434,711		2,466		417,384	14,861	135,595	769	5,3
29	Iowa (/coronavirus/usa/iowa/)	410,166		6,183		368,095	35,888	130,002	1,960	5,3
30	Arkansas (/coronavirus/usa/arkansas/)	389,280		6,199		364,054	19,027	128,994	2,054	4,0
31	Nevada (/coronavirus/usa/nevada/)	358,932		5,918		321,902	31,112	116,530	1,921	3,7
32	Connecticut (/coronavirus/usa/connecticut/)	355,580		8,293		341,015	6,272	99,734	2,326	9,9
33	Mississippi (/coronavirus/usa/mississippi/)	348,496		7,556		317,559	23,381	117,096	2,539	3,0
34	Kansas (/coronavirus/usa/kansas/)	334,636		5,266		312,410	16,960	114,864	1,808	1,5
35	Nebraska (/coronavirus/usa/nebraska/)	228,450		2,280		N/A	N/A	118,098	1,179	2,1
36	Oregon (/coronavirus/usa/oregon/)	221,799		2,863		203,476	15,460	52,587	679	5,7
37	New Mexico (/coronavirus/usa/new-mexico/)	211,492		4,414		197,079	9,999	100,863	2,105	3,8
38	Idaho (/coronavirus/usa/idaho/)	201,352		2,203		116,853	82,296	112,672	1,233	1,4
39	West Virginia (/coronavirus/usa/west-virginia/)	167,681		2,949		162,252	2,480	93,564	1,646	3,1
40	Rhode Island (/coronavirus/usa/rhode-island/)	154,790		2,740		9,475	142,575	146,116	2,586	4,6
41	South Dakota (/coronavirus/usa/south-dakota/)	125,216		2,043		122,739	434	141,542	2,309	4
42	Montana (/coronavirus/usa/montana/)	116,634		1,708		113,585	1,341	109,128	1,598	1,5
43	North Dakota (/coronavirus/usa/north-dakota/)	111,699		1,539		109,712	448	146,575	2,020	4
44	Delaware (/coronavirus/usa/delaware/)	111,681		1,833		108,120	1,728	114,690	1,882	7
45	New Hampshire (/coronavirus/usa/new-hampshire/)	100,986		1,387		98,861	738	74,270	1,020	2,5
46	Alaska (/coronavirus/usa/alaska/)	72,988		382		67,322	5,284	99,772	522	2,5
47	Maine (/coronavirus/usa/maine/)	70,463		900		N/A	N/A	52,420	670	2,8

#	USA State	Total Cases	New Cases	Total Deaths	New Deaths	Total Recovered	Active Cases	Tot Cases/1M pop	Deaths/1M pop	Total Tests
48	Wyoming (/coronavirus/usa/wyoming/)	65,467		776		63,712	979	113,116	1,341	8
49	District Of Columbia (/coronavirus/usa/district-of-columbia/)	50,716		1,149		34,985	14,582	71,861	1,628	1,7
50	Hawaii (/coronavirus/usa/hawaii/)	43,227		537		N/A	N/A	30,530	379	1,8
51	Vermont (/coronavirus/usa/vermont/)	25,038		260		24,234	544	40,126	417	1,7
52	Puerto Rico	147,651		2,581		127,479	17,591	43,594	762	2,1
53	Guam	8,564		143		8,352	69			1
54	United States Virgin Islands	4,663		39		4,369	255			1
55	Northern Mariana Islands	183		2		N/A	N/A			
56	American Samoa	4				4	0			
57	US Military	312,892		373		299,819	12,700			
58	Veteran Affairs	277,192		12,763		257,969	6,460			4,2
59	Federal Prisons	55,209		244		N/A	N/A			1
60	Navajo Nation	31,421		1,377		29,925	119			2
61	Grand Princess Ship	122		7		115	0			
62	Wuhan Repatriated	3				3	0			
63	Diamond Princess Ship	46				46	0			
	Total:	35,895,980		629,862		29,717,537	5,548,581	108,446	1,903	532,1

Total Coronavirus Cases in the United States

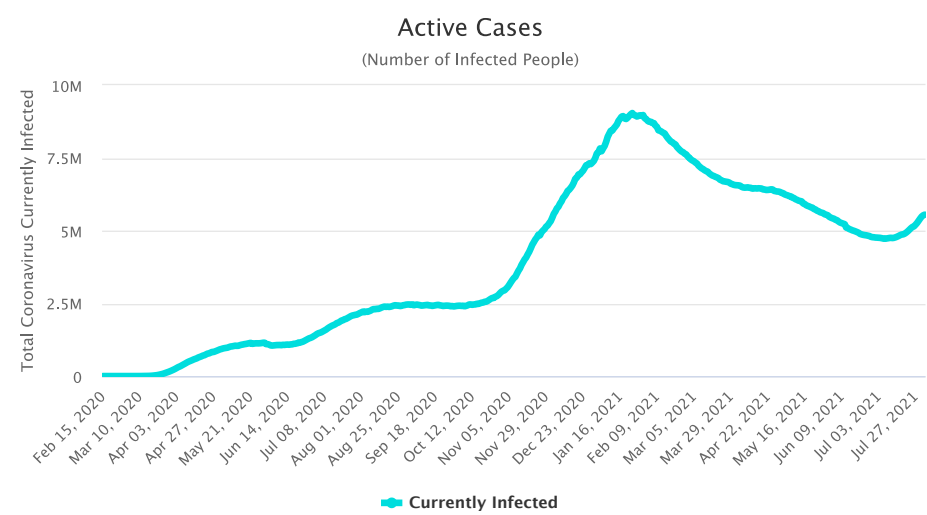


Daily New Cases in the United States




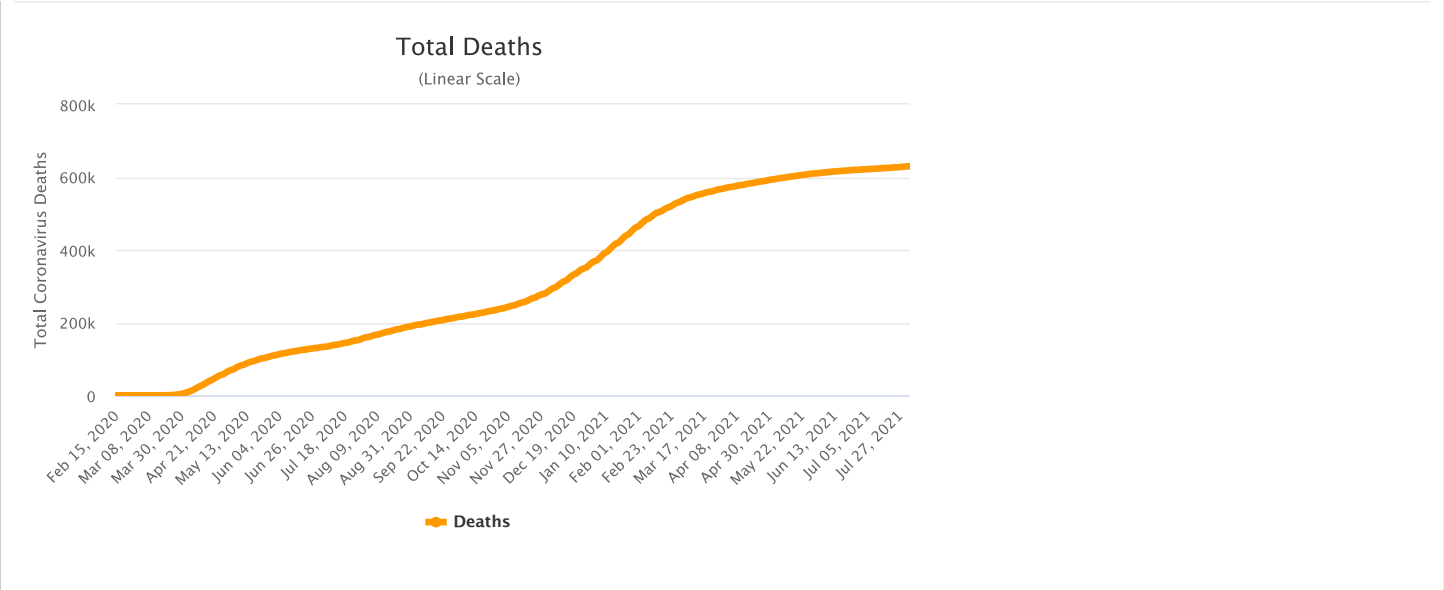
See also: [Daily Deaths Graph](#)

Active Cases in the United States

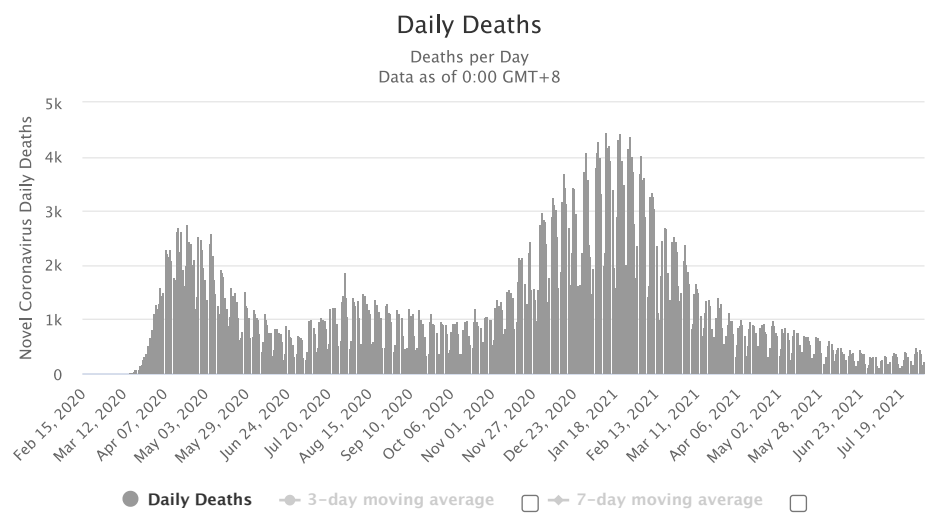


Total Coronavirus Deaths in the United States





Daily New Deaths in the United States



See also: [Daily Cases Graph](#)

Latest News

August 2 (GMT)

Updates

- 56,369 new cases and 213 new deaths in [the United States \(/coronavirus/country/us/\)](#)

August 1

July 31

July 30

Historical account of the initial stages of the epidemic in the United States

Content:

- First 20 cases in the United States
- Progression of first suspected cases
- Timeline of initial events
- Sources for the historical account

First 20 cases in the United States

Information collected on the first 20 domestic cases (not including repatriated cases and Diamond Princess cruise ship evacuee cases) is presented in the table below:

State	Cases	Sex	Age	Date	Case #	Location	Source
Oregon	1			Feb. 29	17 th	Washington C.	
Washington	2			Feb. 29	18, 19 th		
	1	M	30s	Jan. 21	1 st	Snohomish	[7]
Illinois	1			Mar. 1	20 th		
	1	M	60s	Jan. 30	6 th	Chicago	[12]
	1	F	60s	Jan. 24	2 nd	Chicago	[8]
California	2	unkn.	unkn.	Jan. 26	3 rd , 4 th	Orange C., L.A.	[9]
	1	M	adult	Jan. 31	7 th	Santa Clara C.	[17][18]
	1	F	unkn.	Feb. 2	9 th	Santa Clara C.	
	1	M	57	Feb. 2	10 th	San Benito C.	
	1	F	57	Feb. 2	11 th	San Benito C.	
	1		65	Feb. 28	16 th	Santa Clara C.	
	1			Feb. 21	13 th	Humboldt C.	
	1			Feb. 21	14 th	Sacramento C.	
	1			Feb. 26	15 th	[Northern California]	
Massachusetts	1	M	20s	Feb. 1	8 th	Boston	[16]
Arizona	1	unkn.	student	Jan. 26	5 th	Maricopa County	
Wisconsin	1			Feb. 5	12 th	Madison	

Patients Under Investigation (PUI) in the United States

CDC in the early stages released information regarding the number of cases and people under investigation that was updated regularly on Mondays, Wednesdays, and Fridays. Below we provide the historical reports that we were able to gather in order to track the progression in the number of suspected cases and US states involved through time in the initial stages

As of Feb. 10:

<i>Number of U.S. States with PUI</i>	<i>36</i>
Positive	12
Negative	318
Pending (specimens awaiting testing)	68
TOTAL	398

As of Feb. 7:

<i>Number of U.S. States with PUI</i>	<i>36</i>
Positive	12
Negative	225
Pending (specimens awaiting testing)	100
TOTAL	337

As of Feb. 5:

<i>Number of U.S. States with PUI</i>	<i>36</i>
Positive	11
Negative	206
Pending (specimens awaiting testing)	76
TOTAL	293

As of Feb. 3:

<i>Number of U.S. States with PUI</i>	<i>36</i>
Positive	11
Negative	167
Pending (specimens awaiting testing)	82
TOTAL	260




As of January 31:

<i>Number of U.S. States with PUI</i>	<i>36</i>
Positive	6
Negative	114
Pending (specimens awaiting testing)	121
TOTAL	241

Previously, as of January 29, there were 92 suspected cases awaiting testing.

<i>Number of U.S. States with PUI</i>	<i>36</i>
Positive	5
Negative	68
Pending (specimens awaiting testing)	92
TOTAL	165

Timeline of Events

-  On January 31, HHS declared Coronavirus a Public Health Emergency in the US (<https://www.hhs.gov/about/news/2020/01/31/secretary-azar-declares-public-health-emergency-us-2019-novel-coronavirus.html>)
As of Jan. 31, the Wuhan coronavirus is officially a public health emergency in the United States, Alex Azar, secretary of the US Department of Health and Human Services (HHS), announced at a White House press briefing.
-  On Jan. 31, the U.S. Centers for Disease Control and Prevention (CDC) **issued a federal quarantine for 14 days** affecting the 195 American evacuees from Wuhan, China. Starting Sunday, Feb. 2, U.S. citizens, permanent residents and immediate family who have visited China's Hubei province will undergo a **mandatory 14 days quarantine** and, if they have visited other parts of China, they would be screened at airports and asked to self-quarantine for 14 days. The last time the CDC had issued a quarantine was over 50 years ago in the 1960s, for smallpox.
-  President Donald Trump signed an order on Jan. 31 for the U.S. to **deny entry to foreign nationals who traveled to China** within the preceding two weeks, aside from the immediate family of U.S. citizens.
- On Jan. 30, the CDC had confirmed the **first case of person to person transmission in the U.S.:** ^[12] the husband of the Chicago, Illinois case who had returned from Wuhan, China on Jan. 13 and who tested positive for the virus on Jan. 24).
- CDC stated on Jan. 30 that "It is likely there will be more cases of 2019-nCoV reported in the U.S. in the coming days and weeks, including more person-to-person spread."^[12]
- The virus had been confirmed in **5 states**.
- On Jan. 31, **New York City** health officials vehemently denied the rumor regarding a coronavirus case in the city ^[13]. On Feb. 1, however, the city's health commissioner did report that there was a test being performed on a person under 40 who had returned from China, developed matching symptoms, and tested negative to the seasonal flu.
- **Most US patients had recently visited Wuhan.**
- All of the first five U.S. cases were described as **mild**.
- A study on the first US case of novel coronavirus detailed mild symptoms followed by pneumonia (https://www.cnn.com/2020/01/31/health/washington-coronavirus-study-nejm/index.html?utm_term=link&utm_medium=social&utm_content=2020-02-01T00)

U.S. Airlines suspended ALL flights between the U.S. and China

On Friday, January 31, Delta, American and United announced they would temporarily suspend all of their mainland China flights in response to the coronavirus outbreak.^[14]

Prior to this January 31 announcement:

- **UNITED AIRLINES**
on Jan. 28 had announced it would cut 24 flights between the U.S. and China for the first week of February.
- **AMERICAN AIRLINES**
on Jan. 29 had announced it would suspend flights from Los Angeles to Shanghai and Beijing from Feb. 9 through March 27, 2020. It will maintain its flight schedules (10 daily A/R) from Dallas-Fort Worth to Shanghai and Beijing, as well as from Los Angeles and Dallas-Fort Worth to Hong Kong.
- **DELTA**
had not adjusted its schedule of direct flights from the U.S. to China. It is the only airline with direct flights to not take action so far.

The White House was considering issuing a ban on flights between the United States and China, as of late Jan. 28^[11]. Italy has announced on January 31 that it was suspending all flights to and from China following the first 2 cases of coronavirus in Italy.

Travel Alert: Do Not Travel to China

- The U.S. State Department on January 30 issued a **Level 4: Do Not Travel to China Alert** (<https://travel.state.gov/content/travel/en/traveladvisories/traveladvisories/china-travel-advisory.html>) ^[4] (the highest level of alert).
- Previously, on January 29, the advisory was set at a lower "Level 3: Reconsider Travel" advising not to travel to Hubei Province: (Level 4) and reconsider travel to the remainder of China (Level 3).
- The CDC on Jan. 28 issued a Level 3 Warning (<https://wwwnc.cdc.gov/travel/notices/warning/novel-coronavirus-china>), recommending that travelers **avoid all nonessential travel to China** ^[5].

Screening incoming passengers at 20 airports in the U.S.

On January 17, the CDC announced that 3 airports in the United States would begin screening incoming passengers from China: SFO, JFK, and LAX ^[6] Other 2 airports were added subsequently, and on January 28, the U.S. Department of Health and Human Services (HHS) announced that 15 additional U.S. airports (bringing the total to 20) would begin screening incoming travelers from China.

Below is the complete list of airports where screening for the 2019 Novel Coronavirus (2019-nCoV) is in place:

- Los Angeles International (LAX)
- San Francisco International (SFO)
- Chicago O'Hare
- New York JFK
- Atlanta Hartsfield-Jackson International
- Houston George Bush Intercontinental
- Dallas-Fort Worth International
- San Diego International
- Seattle-Tacoma International
- Honolulu International
- Anchorage Ted Stevens International
- Minneapolis-St. Paul International
- Detroit Metropolitan
- Miami International
- Washington Dulles International
- Philadelphia International
- Newark Liberty International
- Boston Logan International
- El Paso International
- Puerto Rico's San Juan Airport

Sources for the historical account

1. Novel Coronavirus (2019-nCoV) situation reports (<https://www.who.int/emergencies/diseases/novel-coronavirus-2019/situation-reports/>) - World Health Organization (<https://www.who.int/>) (WHO)
2. 2019 Novel Coronavirus (2019-nCoV) in the U.S (<https://www.cdc.gov/coronavirus/2019-ncov/cases-in-us.html>) - U.S. Centers for Disease Control and Prevention (<https://www.cdc.gov/>) (CDC)
3. Symptoms of Novel Coronavirus (2019-nCoV) (<https://www.cdc.gov/coronavirus/2019-ncov/about/symptoms.html>) - CDC
4. China Travel Advisory (<https://travel.state.gov/content/travel/en/traveladvisories/traveladvisories/china-travel-advisory.html>) - U.S. State Department, accessed January 31, 2020.
5. Novel Coronavirus in China - Warning - Level 3, Avoid Nonessential Travel (<https://wwwnc.cdc.gov/travel/notices/warning/novel-coronavirus-china>) - CDC, January 28, 2020.
6. Public Health Screening to Begin at 3 U.S. Airports for 2019 Novel Coronavirus ("2019-nCoV") (<https://www.cdc.gov/media/releases/2020/p0117-coronavirus-screening.html>) - CDC January 17, 2020
7. First Travel-related Case of 2019 Novel Coronavirus Detected in United States (<https://www.cdc.gov/media/releases/2020/p0121-novel-coronavirus-travel-case.html>) - CDC, January 21, 2020
8. Second Travel-related Case of 2019 Novel Coronavirus Detected in United States (<https://www.cdc.gov/media/releases/2020/p0124-second-travel-coronavirus.html>) - CDC, January 24, 2020
9. CDC confirms additional cases of 2019 Novel Coronavirus in United States (<https://www.cdc.gov/media/releases/2020/s0126-coronavirus-new-cases.html>) - CDC, January 26, 2020
10. 2019 Novel Coronavirus (2019-nCoV) in the U.S. (<https://www.cdc.gov/coronavirus/2019-ncov/cases-in-us.html>) - CDC, Updated January 29, 2020

11. White House considers ban on flights to China amid coronavirus outbreak (<https://eu.usatoday.com/story/travel/news/2020/01/28/white-house-considers-ban-china-flights-amid-coronavirus-outbreak/4602839002/>) - USA Today, Jan. 28, 2020
12. CDC Confirms Person-to-Person Spread of New Coronavirus in the United States (<https://www.cdc.gov/media/releases/2020/p0130-coronavirus-spread.html>) - CDC Press Release, Jan. 30, 2020
13. NYC Officials Deny Report Of Coronavirus Amid Confusion (<https://www.forbes.com/sites/sergeiklebnikov/2020/01/31/nyc-officials-deny-report-of-coronavirus-amid-confusion/#351e47b5652c>) - Forbes, Jan. 31, 2020
14. Delta, American, United to suspend all China mainland flights as coronavirus crisis grows (<https://eu.usatoday.com/story/travel/2020/01/31/coronavirus-china-flight-ban-delta-cuts-all-flights-white-house/4620989002/>) - USA Today, Jan. 31, 2020
15. Secretary Azar Declares Public Health Emergency for United States for 2019 Novel Coronavirus (<https://www.hhs.gov/about/news/2020/01/31/secretary-azar-declares-public-health-emergency-us-2019-novel-coronavirus.html>) - U.S. Department of Health and Human Services (HHS), Jan. 31, 2020
16. Man returning from Wuhan, China is first case of 2019 Novel Coronavirus confirmed in Massachusetts (<https://www.mass.gov/news/man-returning-from-wuhan-china-is-first-case-of-2019-novel-coronavirus-confirmed-in>) - Massachusetts Department of Public Health, Feb. 1, 2020
17. County of Santa Clara Public Health Department Reports First Case of Novel (new) Coronavirus (<https://www.sccgov.org/sites/phd/news/Pages/novel-coronavirus-1-31-2020.aspx>) - Santa Clara County Public Health, Jan. 31, 2020
18. Coronavirus: First case confirmed in Santa Clara County (<https://www.mercurynews.com/2020/01/31/santa-clara-coronavirus/>) - Mercury News, Jan. 31, 2020

worldometer (/)

[about \(/about/\)](#) | [faq \(/faq/\)](#) | [languages \(/languages/\)](#) | [contact \(/contact/\)](#) | [report coronavirus cases \(/report_us/\)](#)



[\(/newsletter-subscribe/\)](#)



[\(/https://twitter.com/Worldometers\)](https://twitter.com/Worldometers)



[\(/https://www.facebook.com/Worldometers.info\)](https://www.facebook.com/Worldometers.info)